


FUSION FF5



Type: FUSION Fixed Downlight MOON FF5

General

- Indoor
- Downlight
- Recessed mounted
- Version: square
- Housing: white
- Reflector: black
- System Output: 850lm
- IP 20

LED

OSRAM

- 2700K
- CRI80
- 1200lm
- 50000h@L80B10
- SDCM: 3

Optics

- Beam angle: 24°
- UGR <10

Electric

- LED Driver: none
- LED Power: 11W
- System Power: 13W
- 16V
- 700mA

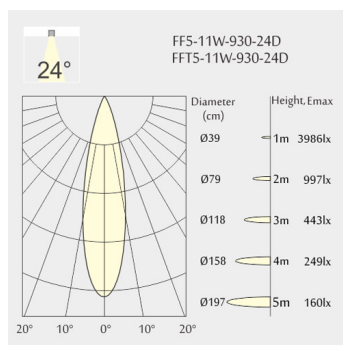
Dimensions

- Measurement: 152.5mm x 45mm
- Cutout: 144mm x 37mm
- Height: 60mm
- Ceiling height: 120mm
- Net Weight: 290g
- Gross Weight: 370g

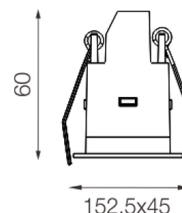
Description

Square recessed ceiling downlight made of die-cast aluminium with white powder-coating finish (RAL 9016) and black reflector; LED 11W; measurement 152.5mm x 45mm; ceiling cutout of 144mm x 37mm with a narrow mounting trim; luminaire's weight is approximately 290g; CCT 2700K with an LED Output of 1200lm; decent color rendering at an index of CRI80; after a lifetime of 50000h min. 80% of the luminous flux with energy efficient OSRAM LED Chips; 5 years warranty; narrow beam characteristic with 24° beam angle; lighting perfectly suitable for reading, writing as well as computer and control work according to DIN EN 12464-1 (UGR<10); degree of housing protection according to DIN EN 60529 (IP20)

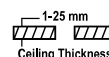
Light distribution



Technical drawing



RoHS



144x37mm



The technical data represent rated values for an ambient temperature of 25°C. The data values for the luminous flux are initially subject to a tolerance of +/- 10%, those for the electrical connected load are initially subject to a tolerance of +/- 10%, and those for the colour temperature are initially subject to a tolerance of +/- 150 K. No liability is assumed for typographical or printing errors. The general terms and conditions of HDL Automation apply.