

## JADE 68 Round



Type: JADE Modular Downlight SUN-D1

### General

- Indoor
- Downlight
- Recessed
- Version: round fixed
- Housing: white
- Reflector: white
- System Output: 800lm
- IP 20

### LED

- 2700K
- CRI90
- 1050lm
- 50000h@L80B10
- SDCM: 3

### Optics

- Beam angle: 36°
- UGR <19
- Honeycomb mesh

### Electric

- LED Driver: Phase Dim
- LED Power: 11W
- System Power: 13W
- 31V
- 350mA

### Dimensions

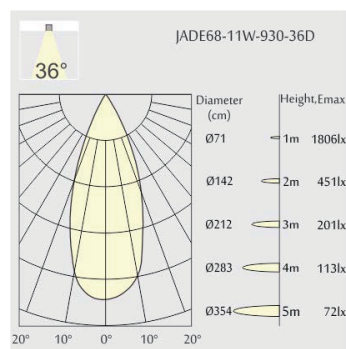
- Measurement:  $\boxtimes$  80mm
- Cutout:  $\boxtimes$  68mm
- Height: 95mm

### Description

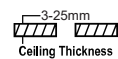
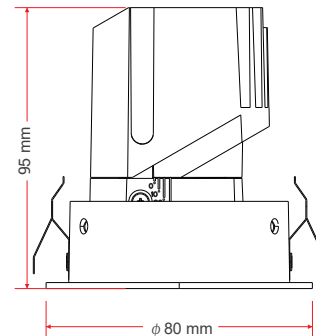
Round fixed recessed ceiling downlight made of die-cast aluminium with white powder-coating finish (RAL 9016) and white reflector; ON-OFF Driver; LED 11W; measurement  $\varnothing$ 80mm; ceiling cutout of  $\varnothing$ 68mm with a narrow mounting trim; CCT 2700K with an LED Output of 1 050lm; high color rendering at an index of CRI90; after a lifetime of 50000h min. 80% of the luminous flux with energy efficient CITIZEN LED Chips; 5 years warranty; medium beam characteristic with 36° beam angle; lighting perfectly suitable for reading, writing as well as computer and control work according to DIN EN 12464-1 (UGR<19); degree of housing protection according to DIN EN 60529 (IP20)

**CITIZEN**  
Micro HumanTech

### Light distribution



### Technical drawing



$\boxtimes$ 68mm

The technical data represent rated values for an ambient temperature of 25°C. The data values for the luminous flux are initially subject to a tolerance of +/- 10% those for the electrical connected load are initially subject to a tolerance of +/- 10%, and those for the colour temperature are initially subject to a tolerance of +/- 150 K. No liability is assumed for typographical or printing errors. The general terms and conditions of HDL Automation apply.