

HD-TH4095Y



General

- Indoor
- Downlight
- Recessed
- Version: round
- Housing: white
- Reflector: chrome
- System Output: 1050lm
- IP 20

LED



- 2700K/3000K/3500K/4000K
- CRI>90
- 50000h@L80B10
- SDCM: 2

Optics

- Beam angle: 36°/60°
- UGR <19

Electric

- LED Driver: ON-OFF
- LED Power: 15W
- 36V
- 350mA

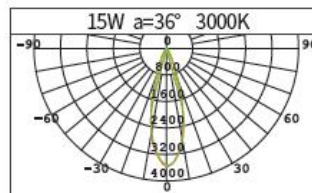
Dimensions

- Measurement: Ø105mm
- Cutout: Ø95mm
- Height: 42mm

Description

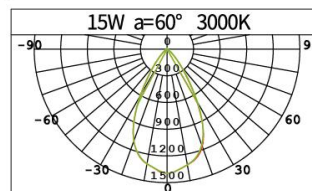
- Round fixed Recessed Downlight (95 Series) made of die-cast aluminum with white powder-coating finish (RAL 9016) and white/black/chrome reflector;
- ON-OFF Driver;
- LED 15W;
- Measurement Ø105mm; ceiling cutout of Ø95mm with a narrow mounting trim;
- High color rendering at an index of CRI90;
- After a lifetime of 50000h min. 80% of the luminous flux with energy efficient Luminus LED Chips;
- 5 years warranty;
- Beam characteristic with 36°/60° beam angles;
- Lighting perfectly suitable for reading, writing as well as computer and control work according to DIN EN 12464-1(UGR<19);
- Degree of housing protection according to DIN EN 60529 (IP20).

Light distribution



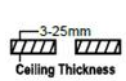
15W 36°

| Lux | | | |
|------|------|-------|-------|
| h(m) | d(m) | Em | Emax |
| 1 | 0.54 | 2347 | 3546 |
| 2 | 1.08 | 586.7 | 886.5 |
| 3 | 2.12 | 260.8 | 394.0 |

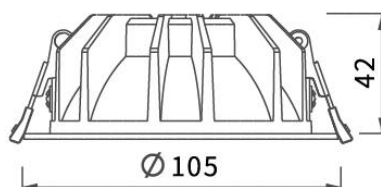


15W 60°

| Lux | | | |
|------|------|-------|-------|
| h(m) | d(m) | Em | Emax |
| 1 | 1.10 | 883.6 | 1395 |
| 2 | 2.20 | 220.9 | 348.9 |
| 3 | 3.30 | 98.18 | 155.0 |



Technical drawing



The technical data represent rated values for an ambient temperature of 25°C. The data values for the luminous flux are initially subject to a tolerance of +/- 10%, those for the electrical connected load are initially subject to a tolerance of +/- 10%, and those for the colour temperature are initially subject to a tolerance of +/- 150 K. No liability is assumed for typographical or printing errors.